

Undergraduate Research Conference 2019

Poster Presentation Guidelines (APA format)

- Please carry your printed poster with you. Board will be provided on which you can mount your posters.
- Ensure that all information is present in a concise manner so that a casual reader can get a gist from one reading.
- Ensure that the sequence of information is obvious. Use numbers or arrows if necessary.
- Keep additional supplementary material that can be given away.
- Try to supplement the information on the poster and not read whatever is on it.
- Use graphics to make the poster informative but do not clutter it
- The poster board surface area is 4' (122cm) high and 6' (183 cm) wide (Portrait Format).
- Poster Size 3 X 4 in portrait
- Prepare a label indicating (a) the title of your paper and (b) the author(s) for the top of your poster space.
- The lettering for this section should not be less than 1" (2.54 cm or 72 points) high.
- A copy of your abstract (300-words or less), in large typescript, should be posted in the upper left-hand corner of the poster board.
- Bear in mind that your illustrations will be viewed from distances of 3' (113 cm) or more.
- All lettering should be at least 3/8" (.95 cm or 27 points) high, preferably in bold font, or if hand-lettered, written with a regular felt-tip pen (not fine-point).
- Be sure to provide a clear label for each section of your presentation. The poster should have clear visual impact.
- The poster should include brief information, title, introduction, methodology, analysis, results, conclusion and implications.
- **The soft copy of the poster should reach us by January 30, 2019**



Copywrite Digital Printers



Poster Template for a 841mm x 594mm poster presentation

Your name and the names of the people who have contributed to this presentation go here.
The names and addresses of the associated institutions go here.

Introduction

This poster was developed by the Copywrite Digital Printers. It is designed to be used for your presentation at the Copywrite Digital Printers 2015. It is a poster presentation template for your presentation.

References of the poster address the presenter and the professional development activities planned for the presenter.

For your development you may include the following for your poster presentation:

For further information and contact our sales team at Copywrite Digital Printers 08 7128 7121


Adding The Content Layout

Depending on your content and the layout of the poster, you may need to adjust the content layout of the poster. This is done by adjusting the content layout of the poster. The content layout of the poster is determined by the content layout of the poster. The content layout of the poster is determined by the content layout of the poster.



Changing The Template Colour Scheme

If you wish to change the colour scheme of the poster, you can do so by changing the colour scheme of the poster. This is done by changing the colour scheme of the poster. The colour scheme of the poster is determined by the colour scheme of the poster.



Importing Photographs

Importing photographs into the poster is done by importing the photographs into the poster. This is done by importing the photographs into the poster. The photographs are imported into the poster.



When you import a photograph into the poster, you can do so by importing the photograph into the poster. This is done by importing the photograph into the poster. The photograph is imported into the poster.



Layout Post Header

The layout post header is used to identify and describe the poster. This is done by identifying and describing the poster. The layout post header is used to identify and describe the poster.

Introduction, Summary or Abstract	Conclusion
Methods and Materials	References
Results	Acknowledgements

Importing Tables & Charts

Importing tables and charts into the poster is done by importing the tables and charts into the poster. This is done by importing the tables and charts into the poster. The tables and charts are imported into the poster.

Year	Value	Value
2010	100	100
2011	150	150
2012	200	200
2013	250	250
2014	300	300
2015	350	350



Research Poster Design Services

Research poster design services are provided by Copywrite Digital Printers. This is done by providing research poster design services. The research poster design services are provided by Copywrite Digital Printers.

All research poster design services are provided by Copywrite Digital Printers.

- Start designed with your text or your own copy.
- Services include design, layout, and printing.
- Services include design, layout, and printing.

Research poster design services are provided by Copywrite Digital Printers. This is done by providing research poster design services. The research poster design services are provided by Copywrite Digital Printers.

Copywrite Digital Printers 08 7128 7121
Email: info@copywrite.com.au

How to Order Your Poster For Printing

We provide a range of services for your poster presentation. This is done by providing a range of services for your poster presentation. The services are provided by Copywrite Digital Printers.

Poster Design - Poster Layout


The poster design is done by Copywrite Digital Printers. This is done by providing a poster design service. The poster design service is provided by Copywrite Digital Printers.

The poster design is done by Copywrite Digital Printers. This is done by providing a poster design service. The poster design service is provided by Copywrite Digital Printers.

The poster design is done by Copywrite Digital Printers. This is done by providing a poster design service. The poster design service is provided by Copywrite Digital Printers.

The poster design is done by Copywrite Digital Printers. This is done by providing a poster design service. The poster design service is provided by Copywrite Digital Printers.


For further information and contact our sales team at Copywrite Digital Printers 08 7128 7121



Text Sizes

The text sizes are determined by the Copywrite Digital Printers. This is done by providing a text size service. The text size service is provided by Copywrite Digital Printers.

The text sizes are determined by the Copywrite Digital Printers. This is done by providing a text size service. The text size service is provided by Copywrite Digital Printers.



Contact Information

Copywrite Digital Printers

Copywrite Digital Printers
08 7128 7121
Fax: 08 7128 7121
Email: info@copywrite.com.au

Oral Presentation Guidelines (APA format)

- Please time your **presentation for not more than 10 minutes** (7-minute presentation and 3 minutes discussion). The timings and discussions will be finally decided by the session chair.
 - Kindly prepare your **Power-point of 10-12 slides**. Please note that you bring in major findings, methods and discussions in the presentation. The presentation should include but not limited to
1. Title slides with details about the presenter, affiliation etc.
 2. Background of the study and the most relevant literature for the theme (1 slide only)
 3. Objectives of the study
 4. Sample, data gathering methods and analysis (Focus on methodology and cultural considerations, if any, in the ongoing research)
 5. Graphs, diagrams, pictures, tables (if any)
 6. Results and interpretations (as applicable)
 7. Include additional slides for references (APA format)

ACADEMIC RESEARCH POSTER TEMPLATE

Subtitle for Academic Research Poster (36x48 inches)

Your names and the names of the people who contributed to this presentation



Introduction

Mauris orci mi, varius id diam id, egestas auctor enim. Praesent ut massa nibh. Duis purus neque, facilisis cursus ultrices vel, ullamcorper ac augue. Donec semper lorem vitae urna pulvinar, in congue massa tristique. Sed in risus nibh. In nisl quam, aliquet sed nibh sit amet, faucibus.

Methods


Mauris orci mi, varius id diam id, egestas auctor enim. Praesent ut massa nibh. Duis purus neque, facilisis cursus ultrices vel, ullamcorper ac augue. Donec semper lorem vitae urna pulvinar, in congue massa tristique:

MAURIS ORCI VARIUS ID DIAM

- Sed in risus nibh. In nisl quam, aliquet sed nibh sitamet, faucibus placerat dui.
- Fusce quis augue scelerisque, luctus rum sed, ut in pulvinar urna in eros posuere.

EUISMODO JUSTO VITAE PURUS

- Proin semper ipsum donec semper placerat.
- Finibus quam tempor, vitae consectetur.



Mauris orci mi, varius id diam id, egestas auctor enim.

MAURIS ORCI MI VARIUS ID DIAM

Egestas auctor enim. Praesent ut massa nibh. Duis purus neque, facilisis cursus ultrices vel, ullamcorper ac augue.

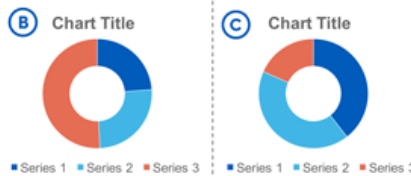
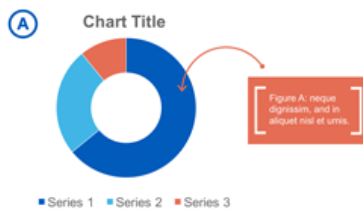


Mauris orci mi, varius id diam id, egestas auctor enim.

Data Analysis

Mauris orci mi, varius id diam id, egestas auctor enim. Praesent ut massa nibh. Duis purus neque, facilisis cursus ultrices vel, ullamcorper ac augue [See Figure A]. Donec:

- A. Sed in risus nibh. In nisl quam, aliquet sed nibh sitamet, faucibus placerat dui.
- B. Fusce quis augue scelerisque, luctus rum sed, ut dolor. pulvinar urna in eros posuere.
- C. in elementum orci dignissim. Proin semper ipsum
- D. Sed in risus nibh. In nisl quam, aliquet sed nibh



MAURIS ORCI VARIUS ID DIAM

Sed in risus nibh. In nisl quam, aliquet sed nibh sitamet, faucibus placerat dui. Fusce quis augue scelerisque, luctus rum sed ut in pulvinar urna in eros posuere.

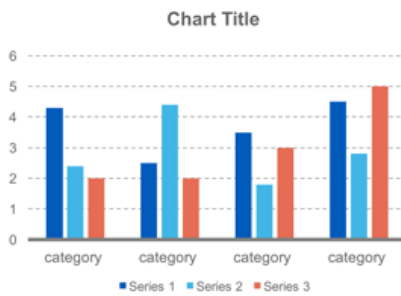


Chart Title			
8.01	7.99	5.77	6.44
4.50	3.11	9.55	1.12
6.15	8.00	6.18	5.65
8.21	2.16	3.11*	7.17
3.00	9.70	10.50	4.45

*Unamcorper efficitur sed in nulla.

Results

Mauris orci mi, varius id diam id, egestas auctor enim. Praesent ut massa nibh. Duis purus neque, facilisis cursus ultrices vel, ullamcorper ac augue. Donec semper lorem vitae urna pulvinar, in congue massa tristique quis augue.



MAURIS ORCI MI VARIUS ID DIAM


Egestas auctor enim. Praesent ut massa nibh. Duis purus neque, facilisis cursus ultrices vel, ullamcorper ac augue.

Conclusion

Mauris orci mi, varius id diam id, egestas auctor enim. Praesent ut massa nibh. Duis purus neque, facilisis cursus ultrices vel, ullamcorper ac augue. Donec semper lorem:

- Sed Risus Nibh:** Cilm nisl quam, aliquet sed nibh sitamet, faucibus placerat dui augue scelerisque.
- Curabitur Accumsan Nulla:** Fusce quis augue urna scelerisque, luctus rum sed, ut dolor in pulvinar in Elementum Orci Dignissim: Proin semper ipsum finibus quam tempor, vitae consectetur.

Graphic Elements



References

- Phasellus nec lectus bibendum, posuere nibh id, lacinia magna
- Mauris orci mi, varius id diam id, egestas auctor enim
- Duis vitae tincidunt tortor, vitae sollicitudin magna
- Aenean et est sem. Phasellus nec lectus bibendum, posuere
- Lacinia magna. Mauris orci mi, varius id diam id, egestas auctor
- Mauris orci mi, varius id diam id, egestas auctor enim
- Duis vitae tincidunt tortor, vitae sollicitudin magna

- Certificate for paper presentation will be issued only to the author/s who have registered and participated in the seminar.** Please note that the certificate will be issued only once and no duplicate will be issued.

- **One delegate would get one certificate**, even if you are author/ co-author for more than one paper.
- The certificates will be issued at the valedictory session.

Source URL (modified on 01/02/2019 - 11:56am):

<https://www.mypadnow.com/ypc/ypc2019/ypc2019-oral-and-poster-presentation%3A-guidelines>

Powered by
Diligent Digital Automation[®]
MyPad
Academia | Enterprise